

Angular Tunable Filter

Features / Benefits


- Flat-top transmission spectrum
- Up to 40nm wavelength tuning range
- Low PDL
- Tuning with stepper motor

Applications

- Optical testing
- Dynamic channel selection in DWDM network
- Optical performance monitoring
- Noise suppression



Thin-film based tunable filter is an ideal candidate for telecom application, especially for DWDM system, on account of its low insertion loss, flat-top transmission spectrum, and excellent thermal stability. With an innovative coating structure to increase the fabrication tolerance at larger AOI and new optical scheme to minimize PDL issue, Lightwaves2020's step motor controlled 50GHz Angular Tunable Filters (ATF) is a better choice for competitive cost and compact size consideration.



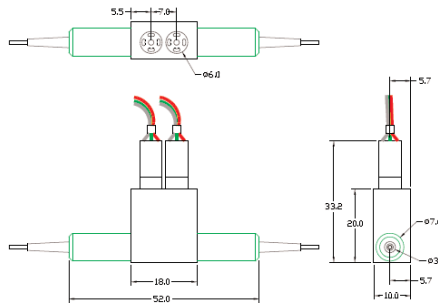
Angular Tunable Filter

Specifications

Parameters	Unit	C-band	Liband
Nominal Wavelength	nm	1530-1565	1570-1605
Maximum Insertion Loss	dB		< 4.0
PDL	dB		< 0.4
-0.5dB Bandwidth	nm		> 0.12
-20dB Bandwidth	nm		< 1.10
Maximum Back-reflection	dB		< -40
Maximum Chromatic Dispersion	ps/nm		± 100
CW Temperature Stability	pm/°C		< 1.0
Wavelength Tuning Resolution	pm		10 (Typical)
Wavelength Setting Error	pm		≤ ±50
Wavelength Repeatability	pm		≤ ±20
Tuning Voltage	VDC		0 - 5
Tuning Speed	s		<2 for full-band tuning
Operating Temperature	°C		0 - 70
Storage Temperature	°C		-40 - 85

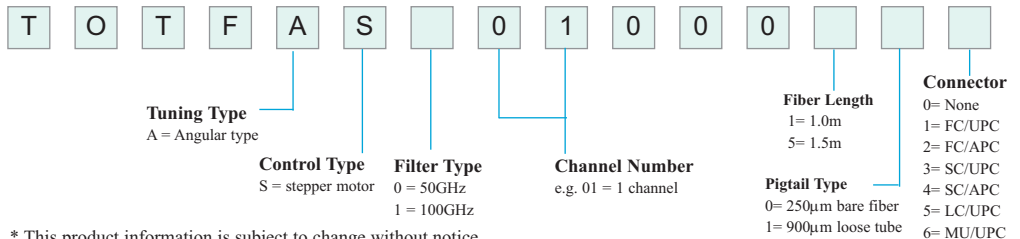
Parameters are specified for the whole wavelength range over all polarization states and operating temperature range and excluding connectors, unless otherwise specified.

Dimensions



Units: mm

Ordering Information



* This product information is subject to change without notice



1323 Great Mall Drive, Milpitas, CA 95035-8037
Tel. 408.503.8888 Fax. 408.503.8988
www.lightwaves2020.com

3-12-2010